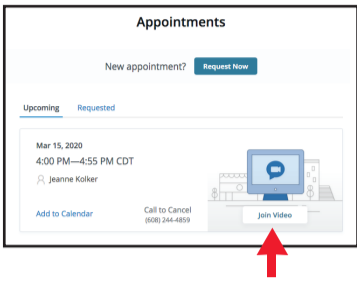


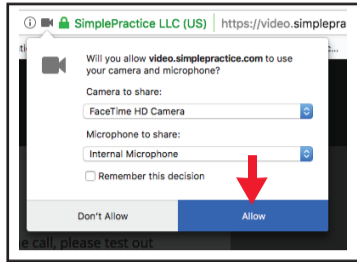
# TELEHEATH BY SIMPLE PRACTICE ON A COMPUTER

## If you are ready in Simple Practice before the therapist. Excellent!

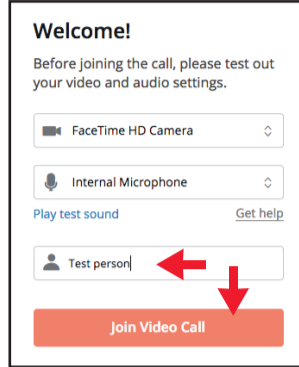
1. Under "Appointments", click the **Join Video** button. A popup will appear.



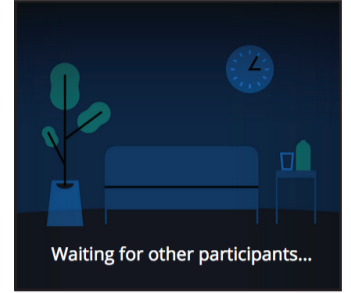
2. Click **Allow** to give access to your camera/microphone.



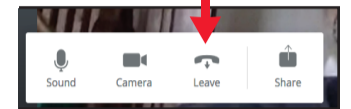
3. Enter your name and click **Join Video Call**. You may be asked to confirm step 2 again.



4. You will then see a screen while waiting until the therapist is ready.

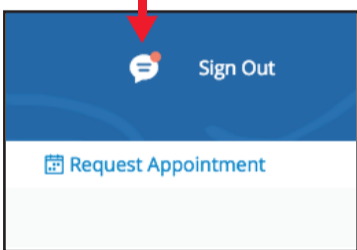


5. When done, hit **Leave**.

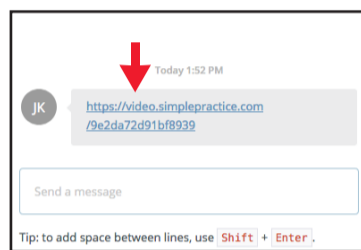


## If you are late for an appointment, but in Simple Practice - message method

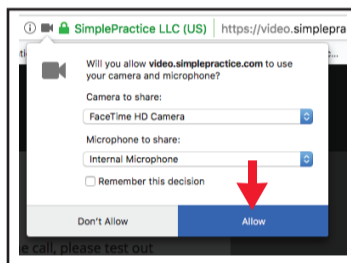
1. You should receive a message in the upper left corner of Simple Practice.



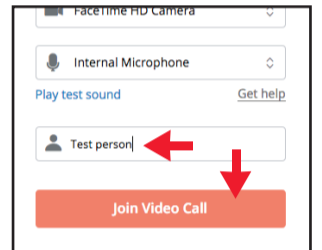
2. Click the link to activate the chat.



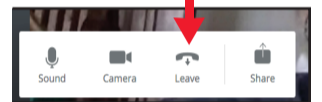
3. A popup will appear. You must click **Allow** to give access to your camera/microphone.



4. Enter your name and click **Join Video Call**. You may be asked to confirm step 3 again.

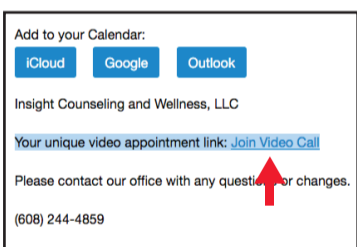


5. When done, click **Leave**.

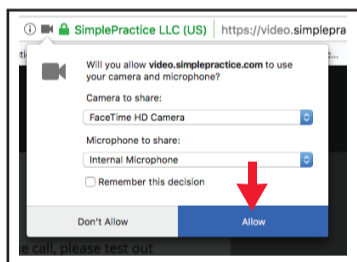


## If you are late for appointment but NOT in Simple Practice - email method

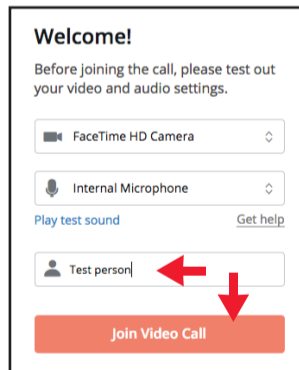
1. You will receive an email. Click **Join Video Call** link in the email.



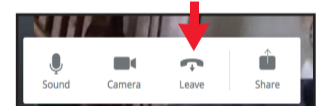
2. A popup will appear. You must click **Allow** to give access to your camera/microphone.



3. Enter your name and click **Join Video Call**. You may be asked to confirm step 2 again.

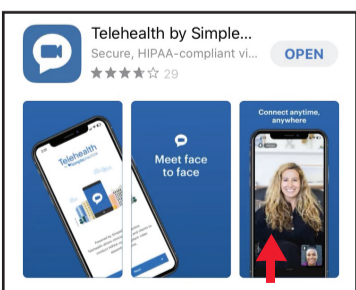


4. When done, click **Leave**.

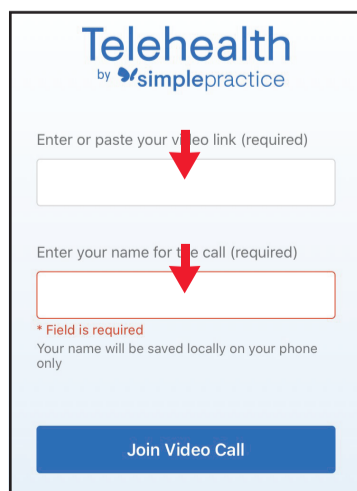


# TELEHEATH BY SIMPLE PRACTICE ON YOUR PHONE/TABLET

1. Download the free Telehealth by Simple Practice app. Once downloaded, open the app.



2. Paste the video link that your therapist shared via email and enter your name.



3. Click **Join Video Call**.

